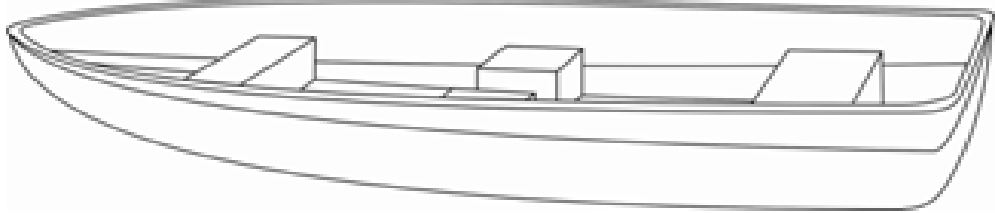
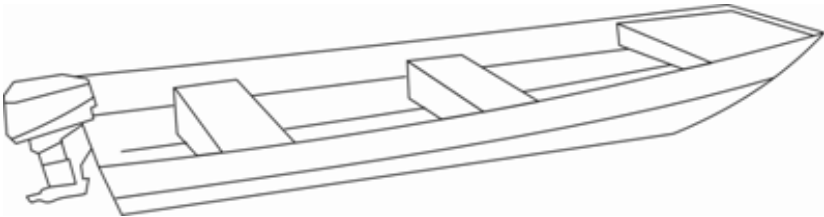
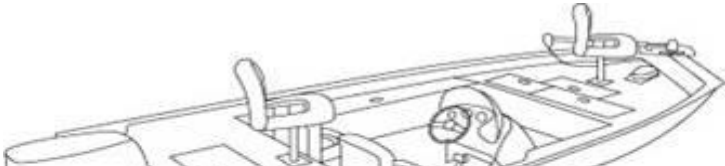
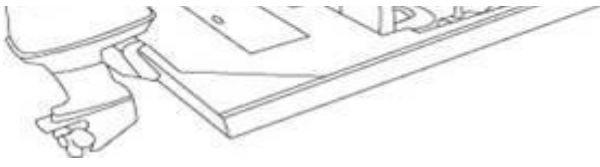


WESTLAND SELECT FIT BOAT COVERS

ボートタイプ	全長	実測長	全幅	品番	定価
ALUMINUM FISHING BOAT	WITHOUT ATTACHED O/B MOTOR HOOD				
 <p data-bbox="181 608 1279 703">Designed to accommodate aluminum jon boat style boats with squared off front bow. Covers are large enough to support folded or low profile fishing seats and low profile center and side consoles.</p>	12' O/B	11'6"-12'5"	60"	F912XS	¥30,000
	12' O/B	11'6"-12'5"	69"	F912EXS	¥32,000
	13' O/B	12'6"-13'5"	64"	F913XS	¥32,000
	13' O/B	12'6"-13'5"	72"	F913EXS	¥34,000
	14' O/B	13'6"-14'5"	68"	F914XS	¥33,000
	14' O/B	13'6"-14'5"	74"	F914EXS	¥34,000
	15' O/B	14'6"-15'5"	72"	F915XS	¥37,000
	15' O/B	14'6"-15'5"	76"	F915EXS	¥36,000
	16' O/B	15'6"-16'5"	76"	F916XS	¥40,000
	16' O/B	15'6"-16'5"	82"	F916EXS	¥38,000
	17' O/B	16'6"-17'5"	78"	F917XS	¥43,000
	17' O/B	16'6"-17'5"	85"	F917EXS	¥41,000
	18' O/B	17'6"-18'5"	80"	F918XS	¥56,000
18' O/B	17'6"-18'5"	88"	F918EXS	¥44,000	
ALUMINUM JON BOAT	WITHOUT ATTACHED O/B MOTOR HOOD				
 <p data-bbox="129 1139 1301 1235">Designed to accommodate aluminum Jon Boat style boats with flared front bow and side consoles without plexy windshields. Covers are large enough to cover folded or low profile fishing seats and will accommodate a port trolling motor.</p>	10' O/B	9'6"-10'5"	54"	J9510XS	¥31,000
	11' O/B	10'6"-11'5"	54"	J9511XS	¥32,000
	12' O/B	11'6"-12'5"	54"	J9512XS	¥32,000
	13' O/B	12'6"-13'5"	58"	J9513XS	¥33,000
	14' O/B	13'6"-14'5"	60"	J9514XS	¥37,000
	15' O/B	14'6"-15'5"	73"	J9515XS	¥42,000
	16' O/B	15'6"-16'5"	75"	J9516XS	¥45,000
	17' O/B	16'6"-17'5"	78"	J9517XS	¥46,000
	18' O/B	17'6"-18'5"	82"	J9518XS	¥47,000
V- SHAPED JON BOAT	OUTBOARD NO MOTORHOOD				
	14' O/B	13'6"-14'5"	68"	VJ9514XS	¥38,000
	15' O/B	14'6"-15'5"	75"	VJ9515XS	¥38,000
	16' O/B	15'6"-16'5"	77"	VJ9516XS	¥42,000
	17' O/B	16'6"-17'5"	82"	VJ9517XS	¥45,000
	18' O/B	17'6"-18'5"	85"	VJ9518XS	¥46,000

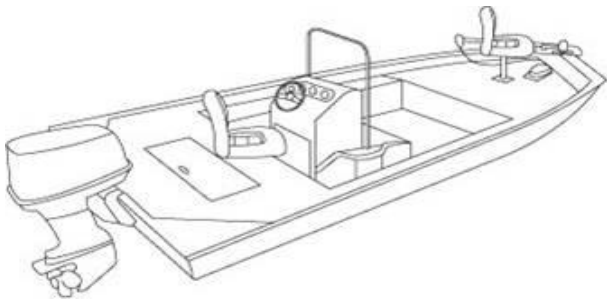


Designed to accommodate aluminum Jon Boat style boats with flared front bow and medium to high center consoles up to 30" from the deck to the center console windshield. Covers are large enough to cover folded or low profile fishing seats and will accommodate a port trolling motor.

19' O/B	18'6"-19'5"	92"	VJ9519XS	¥47,000
---------	-------------	-----	----------	---------

V-SHAPED JON BOAT WITH CENTER CONSOLE

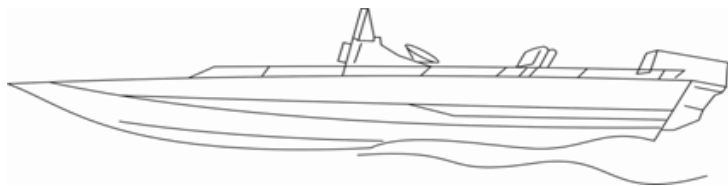
CENTER CONSOLE O/B NO MOTORHOOD



Designed to fit low and medium profile center console in-shore shallow draft fishing boats with square or flared v-shaped bows. Boats are generally made out of either aluminum or fiberglass. Cover will accommodate bow rails up to 6" in height.

17' O/B	16'6"-17'5"	86"	VJC217XS	¥53,000
18' O/B	17'6"-18'5"	88"	VJC218XS	¥54,000
19' O/B	18'6"-19'5"	92"	VJC219XS	¥58,000
20' O/B	19'6"-20'5"	96"	VJC220XS	¥62,000

BAY FISHERMAN



Consoles are accommodated at heights of 30" from the deck to top of the center console windshield. Bow rails should be no higher than 15". For boats with bow pulpits, add the length of pulpit to centerline length. For boats with deep motor wells, or bracket mounted outboards, order the I/O part number.

15' O/B	14'6"-15'5"	80"	F7215XS	¥51,000
16' O/B	15'6"-16'5"	90"	F7216XS	¥55,000
17' O/B	16'6"-17'5"	90"	F7217XS	¥56,000
18' O/B	17'6"-18'5"	96"	F7218XS	¥62,000
19' O/B	18'6"-19'5"	96"	F7219XS	¥65,000
20' O/B	19'6"-20'5"	96"	F7220XS	¥66,000
21' O/B	20'6"-21'5"	96"	F7221XS	¥69,000
22' O/B	21'6"-22'5"	96"	F7222XS	¥69,000
23' O/B	22'6"-23'5"	96"	F7223XS	¥70,000

CENTER CONSOLE WITH BOW RAILS

INBOARD/OUTBOARD



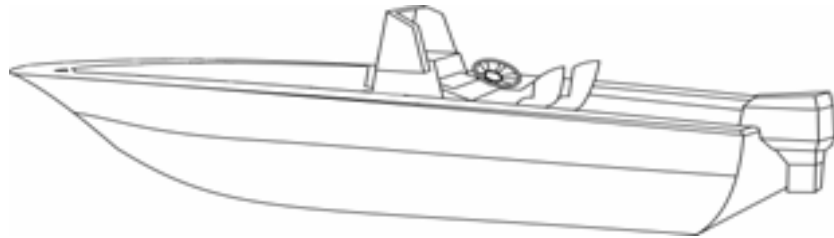
16' I/O	15'6"-16'5"	90"	O16XS	¥52,000
17' I/O	16'6"-17'5"	92"	O17XS	¥53,000
18' I/O	17'6"-18'5"	96"	O18XS	¥54,000
19' I/O	18'6"-19'5"	102"	O19XS	¥59,000



Consoles are accommodated at heights of 30" from the deck to the center console windshield, but there should not be bow rails. For boats with bow pulpits, add the length of pulpit to centerline length. For boats with deep motor wells, or bracket mounted outboards, order the I/O part number.

20' I/O	19'6"-20'5"	102"	O20XS	¥63,000
21' I/O	20'6"-21'5"	102"	O21XS	¥66,000
22' I/O	21'6"-22'5"	102"	O22XS	¥67,000
23' I/O	22'6"-23'5"	102"	O23XS	¥68,000
24' I/O	23'6"-24'5"	102"	O24XS	¥72,000
25' I/O	24'6"-25'5"	102"	O25XS	¥74,000
26' I/O	25'6"-26'5"	102"	O26XS	¥76,000
27' I/O	26'6"-27'5"	102"	O27XS	¥79,000
28' I/O	27'6"-28'5"	102"	O28XS	¥80,000

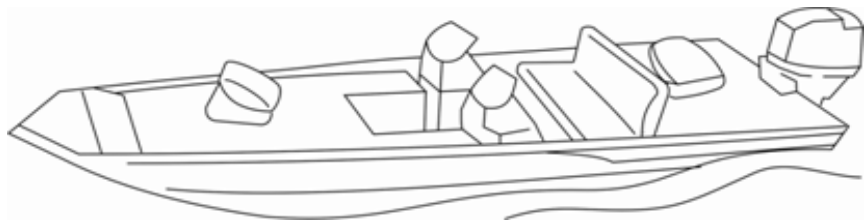
CENTER CONSOLE WITHOUT BOW RAILS



Fishing boats with squared or flared bows, like tri-hull bass boats or modified bass boats. Covers are large enough to accommodate folded or low profile fishing seats and trolling motors, windscreens and single or dual console models.

15' O/B	14'6"-15'5"	96"	RF115XS	¥48,000
16' O/B	15'6"-16'5"	96"	RF116XS	¥52,000
17' O/B	16'6"-17'5"	96"	RF117XS	¥54,000
18' O/B	17'6"-18'5"	102"	RF118XS	¥56,000
19' O/B	18'6"-19'5"	102"	RF119XS	¥58,000
20' O/B	19'6"-20'5"	102"	RF120XS	¥60,000
21' O/B	20'6"-21'5"	102"	RF121XS	¥64,000
22' O/B	21'6"-22'5"	102"	RF122XS	¥65,000
23' O/B	22'6"-23'5"	102"	RF123XS	¥69,000
24' O/B	23'6"-24'5"	102"	RF124XS	¥68,000

CONVENTIONAL BASS BOAT

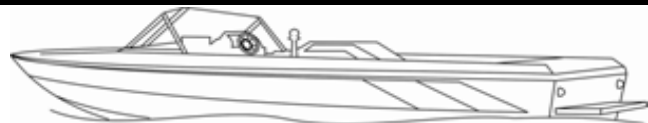


Designed to accommodate conventional tournament style ski boats. Fits boats with I/O stern drive or direct drive. No wakeboard tower.

15' O/B	14'6"-15'5"	74"	B415XS	¥45,000
16' O/B	15'6"-16'5"	76"	B416XS	¥49,000
16' O/B	15'6"-16'5"	88"	B416EXS	¥51,000
17' O/B	16'6"-17'5"	78"	B417XS	¥50,000
17' O/B	16'6"-17'5"	94"	B417EXS	¥53,000
18' O/B	17'6"-18'5"	82"	B418XS	¥51,000
18' O/B	17'6"-18'5"	96"	B418EXS	¥55,000
19' O/B	18'6"-19'5"	90"	B419XS	¥58,000
19' O/B	18'6"-19'5"	96"	B419EXS	¥60,000
20' O/B	19'6"-20'5"	102"	B420EXS	¥62,000

CONVENTIONAL TOURNAMENT SKI BOAT

I/O STERN OR DIRECT DRIVE WITHOUT WAKEBOARD TOWER



Designed for conventional tournament style ski boats with a mid ship side mounted

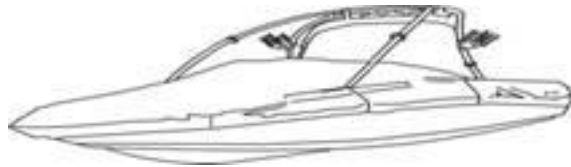
18' I/B	17'6"-18'5"	90"	TSK18XS	¥49,000
19' I/B	18'6"-19'5"	90"	TSK19XS	¥51,000
20' I/B	19'6"-20'5"	102"	TSK20XS	¥55,000
21' I/B	20'6"-21'5"	102"	TSK21XS	¥56,000

wakeboard tower. Will not accommodate tower feet mounted to the top of the boat's gunnels. Uses 48" cutouts with hook and loop fasteners to seal around tower legs. Fits boats with I/O stern drive or direct drive.

22' I/B	21'6"-22'5"	102"	TSK22XS	¥61,000
23' I/B	22'6"-23'5"	102"	TSK23XS	¥63,000

CONVENTIONAL TOURNAMENT SKI BOAT w/TOWER

WITH WAKEBOARD TOWER (TOWER-ALL)



Fits low to medium profile cuddy cabin boats with bow rails up to 20" and squared glass windshields. When ordering for boats with bow pulpits, add length of pulpit to centerline length

18' I/B	17'6"-18'5"	96"	TSTA18XS	¥76,000
19' I/B	18'6"-19'5"	96"	TSTA19XS	¥77,000
20' I/B	19'6"-20'5"	96"	TSTA20XS	¥81,000
21' I/B	20'6"-21'5"	102"	TSTA21XS	¥83,000
22' I/B	21'6"-22'5"	102"	TSTA22XS	¥84,000
23' I/B	22'6"-23'5"	102"	TSTA23XS	¥87,000
24' I/B	23'6"-24'5"	102"	TSTA24XS	¥89,000

CONVENTIONAL V-HULL CUDDY

INBOARD/OUTBOARD

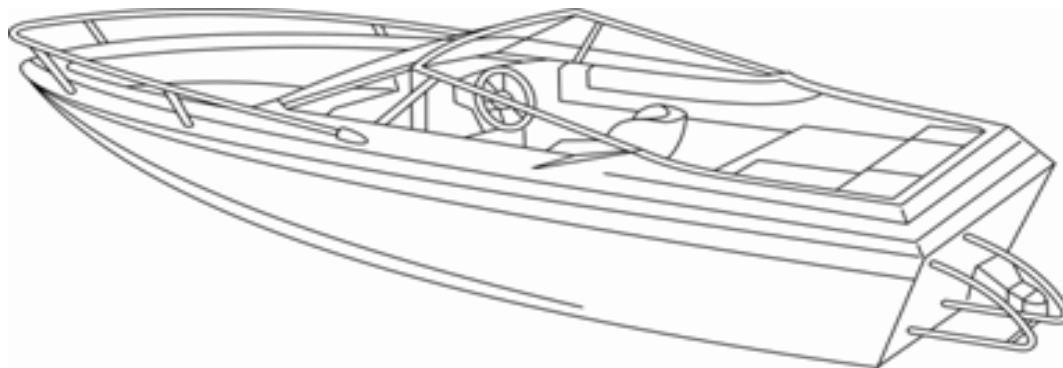


Fits open and closed bow style runabouts and low profile cuddy style boats. Accommodates bow rails up to 10" in height and squared glass windshields.

16' I/O	15'6"-16'5"	86"	V216CBXS	¥51,000
17' I/O	16'6"-17'5"	90"	V217CBXS	¥54,000
18' I/O	17'6"-18'5"	96"	V218CBXS	¥57,000
19' I/O	18'6"-19'5"	102"	V219CBXS	¥62,000
20' I/O	19'6"-20'5"	102"	V220CBXS	¥66,000
21' I/O	20'6"-21'5"	102"	V221CBXS	¥67,000
22' I/O	21'6"-22'5"	102"	V222CBXS	¥69,000
23' I/O	22'6"-23'5"	102"	V223CBXS	¥70,000
24' I/O	23'6"-24'5"	102"	V224CBXS	¥75,000
25' I/O	24'6"-25'5"	102"	V225CBXS	¥76,000
26' I/O	25'6"-26'5"	102"	V226CBXS	¥77,000

CONVENTIONAL V-HULL RUNABOUT

OUTBOARD - NO HOOD

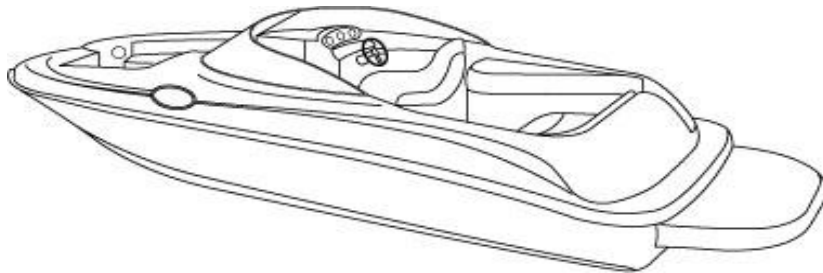


14' O/B	13'6"-14'5"	78"	V114XS	¥42,000
15' O/B	14'6"-15'5"	82"	V115XS	¥44,000
15' O/B	14'6"-15'5"	96"	V115EXS	¥47,000
16' O/B	15'6"-16'5"	86"	V116XS	¥49,000
16' O/B	15'6"-16'5"	96"	V116EXS	¥51,000
17' O/B	16'6"-17'5"	90"	V117XS	¥50,000
17' O/B	16'6"-17'5"	96"	V117EXS	¥52,000
18' O/B	17'6"-18'5"	102"	V118XS	¥54,000
19' O/B	18'6"-19'5"	102"	V119XS	¥56,000
20' O/B	19'6"-20'5"	102"	V120XS	¥59,000
21' O/B	20'6"-21'5"	102"	V121XS	¥63,000
22' O/B	21'6"-22'5"	102"	V122XS	¥65,000

Designed to accommodate deck style boats with or without windshields or windscreens. Fits I/O stern drive models. Covers extended platform. No wakeboard tower.

23' O/B	22'6"-23'5"	102"	V123XS	¥66,000
24' O/B	23'6"-24'5"	102"	V124XS	¥69,000
25' O/B	24'6"-25'5"	102"	V125XS	¥72,000
INBOARD/OUTBOARD				
15' I/O	14'6"-15'5"	82"	V215XS	¥44,000
15' I/O	14'6"-15'5"	96"	V215EXS	¥47,000
16' I/O	15'6"-16'5"	86"	V216XS	¥49,000
16' I/O	15'6"-16'5"	96"	V216EXS	¥51,000
17' I/O	16'6"-17'5"	90"	V217XS	¥50,000
17' I/O	16'6"-17'5"	96"	V217EXS	¥52,000
18' I/O	17'6"-18'5"	102"	V218XS	¥54,000
19' I/O	18'6"-19'5"	102"	V219XS	¥56,000
20' I/O	19'6"-20'5"	102"	V220XS	¥58,000
21' I/O	20'6"-21'5"	102"	V221XS	¥63,000
22' I/O	21'6"-22'5"	102"	V222XS	¥65,000
23' I/O	22'6"-23'5"	102"	V223XS	¥66,000
24' I/O	23'6"-24'5"	102"	V224XS	¥68,000
25' I/O	24'6"-25'5"	102"	V225XS	¥72,000

DECK BOAT

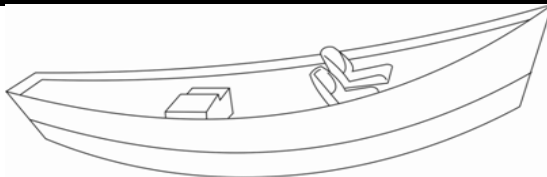


Designed to accommodate aluminum or wood drift boats without bow bra. Large enough to accommodate folded or low profile seats.

WITHOUT WAKEBOARD TOWER

17'	16'6"-17'5"	88"	D1417XS	¥63,000
18'	17'6"-18'5"	92"	D1418XS	¥66,000
19'	18'6"-19'5"	96"	D1419XS	¥69,000
20'	19'6"-20'5"	102"	D1420XS	¥72,000
21'	20'6"-21'5"	102"	D1421XS	¥73,000
22'	21'6"-22'5"	102"	D1422XS	¥77,000
23'	22'6"-23'5"	102"	D1423XS	¥80,000
24'	23'6"-24'5"	102"	D1424XS	¥84,000
25'	24'6"-25'5"	102"	D1425XS	¥85,000
26'	25'6"-26'5"	102"	D1426XS	¥87,000

DRIFT BOAT



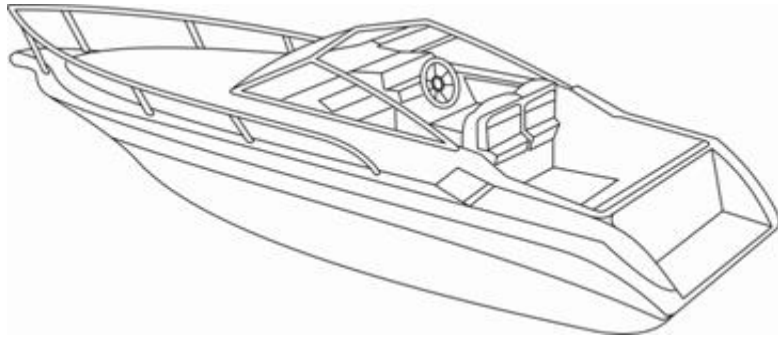
NON TRAILERABLE

12' O/B	11'6"-12'5"	84"	DB1200S	¥27,000
13' O/B	12'6"-13'5"	84"	DB1300S	¥29,000
14' O/B	13'6"-14'5"	90"	DB1400S	¥31,000
15' O/B	14'6"-15'5"	90"	DB1500S	¥34,000
16' O/B	15'6"-16'5"	90"	DB1600S	¥36,000

Fits high profile cabin cruisers with euro style integrated swim platforms. Overall centerline listed includes swim platform. When ordering for boats with bow pulpits, add the length of the pulpit to centerline length. Accommodates bow rails up to 30" and curved glass windshields. Cover does not accommodate radar arches.

17' O/B	16'6"-17'5"	90"	DB1700S	¥38,000
---------	-------------	-----	---------	---------

EURO CRUISER



Fits cuddy cabin boats with euro style integrated swim platforms and curved windshields. Overall centerline listed includes swim platform. When ordering for boats with bow pulpits, add the length of the pulpit to centerline length. Accommodates bow rails up to 20".

20' I/O	19'6"-20'5"	102"	E20CCXS	¥78,000
21' I/O	20'6"-21'5"	102"	E21CCXS	¥82,000
22' I/O	21'6"-22'5"	102"	E22CCXS	¥86,000
23' I/O	22'6"-23'5"	102"	E23CCXS	¥87,000
24' I/O	23'6"-24'5"	102"	E24CCXS	¥88,000
25' I/O	24'6"-25'5"	102"	E25CCXS	¥91,000
25' I/O	24'6"-25'5"	120"	E25CRXS	¥98,000
26' I/O	25'6"-26'5"	102"	E26CCXS	¥93,000
26' I/O	25'6"-26'5"	120"	E26CRXS	¥100,000
27' I/O	26'6"-27'5"	120"	E27CRXS	¥101,000
28' I/O	27'6"-28'5"	120"	E28CRXS	¥107,000

EURO CUDDY

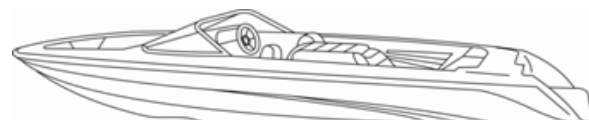


Euro style tournament or competition ski boats featuring molded or integrated swim platforms. Overall centerline length includes swim platform. No wakeboard tower.

18' I/O	17'6"-18'5"	96"	E18CBXS	¥65,000
19' I/O	18'6"-19'5"	102"	E19CBXS	¥69,000
20' I/O	19'6"-20'5"	102"	E20CBXS	¥70,000
21' I/O	20'6"-21'5"	102"	E21CBXS	¥72,000
22' I/O	21'6"-22'5"	102"	E22CBXS	¥73,000
23' I/O	22'6"-23'5"	102"	E23CBXS	¥78,000
24' I/O	23'6"-24'5"	102"	E24CBXS	¥79,000
25' I/O	24'6"-25'5"	102"	E25CBXS	¥81,000
26' I/O	25'6"-26'5"	102"	E26CBXS	¥82,000

EURO TOURNAMENT SKI BOAT

WITHOUT WAKEBOARD TOWER



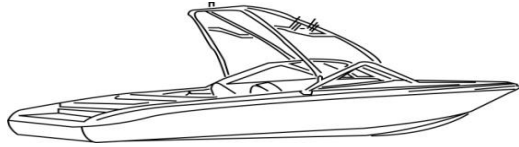
18' I/O	17'6"-18'5"	96"	E18SKXS	¥56,000
19' I/O	18'6"-19'5"	96"	E19SKXS	¥58,000
20' I/O	19'6"-20'5"	96"	E20SKXS	¥60,000

Same as the above, but with a side mounted wakeboard tower. Will not accommodate tower feet mounted to the top of the boat's gunnels. Overall centerline length includes swim platform.

21' I/O	20'6"-21'5"	96"	E21SKXS	¥62,000
22' I/O	21'6"-22'5"	96"	E22SKXS	¥68,000
23' I/O	22'6"-23'5"	102"	E23SKXS	¥69,000

EURO TOURNAMENT SKI BOAT w/WAKEBOARD TOWER

WITH WAKEBOARD TOWER (TOWER-ALL)

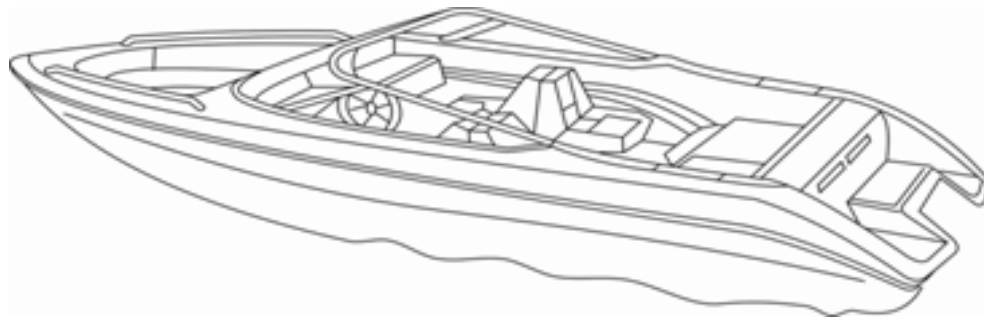


Fits open and closed bow style runabouts and low profile cuddy style boats with euro style integrated swim platforms and curved glass windshields. Overall centerline length listed includes swim platform. Accommodates bow rails up to 3" in height.

18' I/O	17'6"-18'5"	96"	ETA18XS	
19' I/O	18'6"-19'5"	96"	ETA19XS	¥80,000
20' I/O	19'6"-20'5"	96"	ETA20XS	¥83,000
21' I/O	20'6"-21'5"	96"	ETA21XS	¥85,000
22' I/O	21'6"-22'5"	96"	ETA22XS	¥87,000
23' I/O	22'6"-23'5"	102"	ETA23XS	¥88,000

EURO V-HULL RUNABOUTS

OUTBOARD - NO HOOD



Fits open and closed bow style runabouts and low profile cuddy style boats with euro style integrated swim platforms and curved glass windshields. Designed for boats with a side mounted wakeboard tower. Will not accommodate tower feet mounted to the top of the boat's gunnels. Overall centerline length listed includes swim platform. Accommodates bow rails up to 3" in height. I/O and O/B version available.

15' O/B	14'6"-15'5"	82"	E150XS	¥45,000
16' O/B	15'6"-16'5"	86"	E160XS	¥49,000
17' O/B	16'6"-17'5"	90"	E170XS	¥50,000
18' O/B	17'6"-18'5"	102"	E180XS	¥54,000
19' O/B	18'6"-19'5"	102"	E190XS	¥58,000
20' O/B	19'6"-20'5"	102"	E200XS	¥61,000
21' O/B	20'6"-21'5"	102"	E210XS	¥62,000

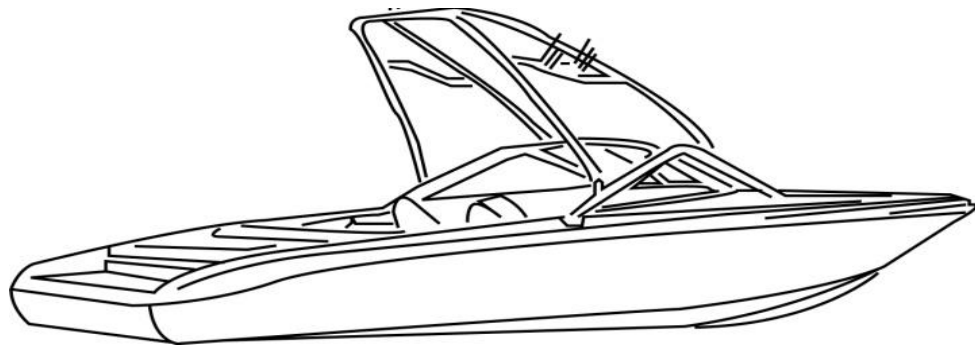
INBOARD/OUTBOARD

16' I/O	15'6"-16'5"	86"	E16XS	¥49,000
17' I/O	16'6"-17'5"	90"	E17XS	¥50,000
18' I/O	17'6"-18'5"	102"	E18XS	¥53,000
19' I/O	18'6"-19'5"	102"	E19XS	¥57,000
20' I/O	19'6"-20'5"	102"	E20XS	¥58,000
21' I/O	20'6"-21'5"	102"	E21XS	¥61,000
22' I/O	21'6"-22'5"	102"	E22XS	¥63,000
23' I/O	22'6"-23'5"	102"	E23XS	¥66,000
24' I/O	23'6"-24'5"	102"	E24XS	¥69,000
25' I/O	24'6"-25'5"	102"	E25XS	¥72,000
26' I/O	25'6"-26'5"	102"	E26XS	¥74,000

EURO V-HULL RUNABOUTS w/WAKEBOARD TOWER

EURO V-HULL RUNABOUT O/B w/TOWER (TOWER-

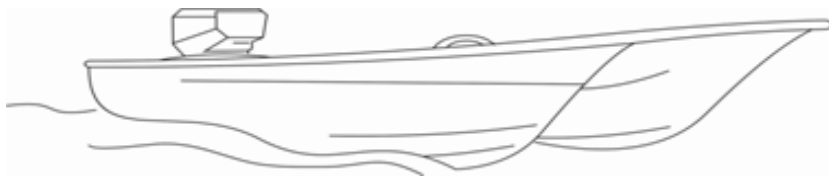
18' O/B	17'6"-18'5"	102"	EUTA180XS	¥80,000
---------	-------------	------	-----------	---------



A specially designed cover to accommodate fiberglass multi-hull dinghy style boats with squared bows.

19' O/B	18'6"-19'5"	102"	EUTA190XS	¥81,000
20' O/B	19'6"-20'5"	102"	EUTA200XS	¥83,000
21' O/B	20'6"-21'5"	102"	EUTA210XS	¥86,000
INBOARD/OUTBOARD w/TOWER (TOWER-ALL)				
18' I/O	17'6"-18'5"	102"	EUTA18XS	¥79,000
19' I/O	18'6"-19'5"	102"	EUTA19XS	¥80,000
20' I/O	19'6"-20'5"	102"	EUTA20XS	¥82,000
21' I/O	20'6"-21'5"	102"	EUTA21XS	¥84,000
22' I/O	21'6"-22'5"	102"	EUTA22XS	¥86,000
23' I/O	22'6"-23'5"	102"	EUTA23XS	¥89,000
24' I/O	23'6"-24'5"	102"	EUTA24XS	¥91,000

FIBERGLASS DINGHY

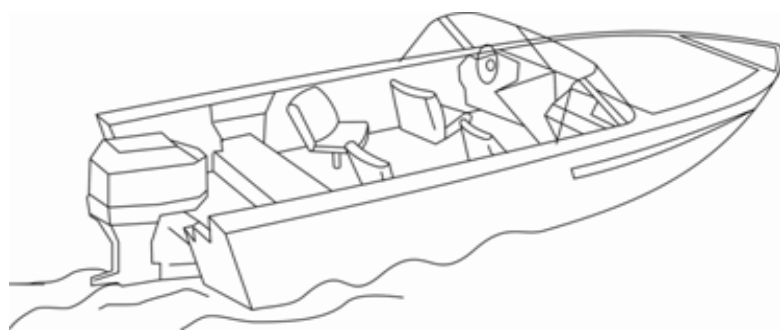


Fits open and closed bow style runabouts and low profile cuddy style boats with bow mounted trolling motor.

TRAILERABL

8' O/B	7'6"-8'5"	56"	FD08S	¥23,000
9' O/B	8'6"-9'5"	56"	FD09S	¥36,000
10' O/B	9'6"-10'5"	66"	FD010S	¥30,000
11' O/B	10'6"-11'5"	66"	FD011S	¥31,000
12' O/B	11'6"-12'5"	66"	FD012S	¥33,000
13' O/B	12'6"-13'5"	72"	FD013S	¥33,000
14' O/B	13'6"-14'5"	74"	FD014S	¥29,000

FISH 'N SKI (FISHING V-HULLS w/BOW TROLL MOTOR)



V-Hull flat bottom boats with center consoles up to 30" from the top of the deck. Accommodates mounted trolling motors and aft poling platforms up to 40".

OUTBOARD - NO HOOD

17' O/B	15'6"-16'5"	90"	FS4116XS	
17' O/B	16'6"-17'5"	90"	FS4117XS	¥60,000
18' O/B	17'6"-18'5"	98"	FS4118XS	¥60,000
19' O/B	18'6"-19'5"	98"	FS4119XS	¥59,000
20' O/B	19'6"-20'5"	102"	FS4120XS	¥61,000
21' O/B	20'6"-21'5"	102"	FS4121XS	¥47,000

INBOARD/OUTBOARD

16' I/O	15'6"-16'5"	86"	FS216XS	¥50,000
17' I/O	16'6"-17'5"	90"	FS217XS	¥53,000
18' I/O	17'6"-18'5"	98"	FS218XS	¥56,000
19' I/O	18'6"-19'5"	98"	FS219XS	¥58,000
20' I/O	19'6"-20'5"	102"	FS220XS	¥60,000
21' I/O	20'6"-21'5"	102"	FS221XS	¥60,000

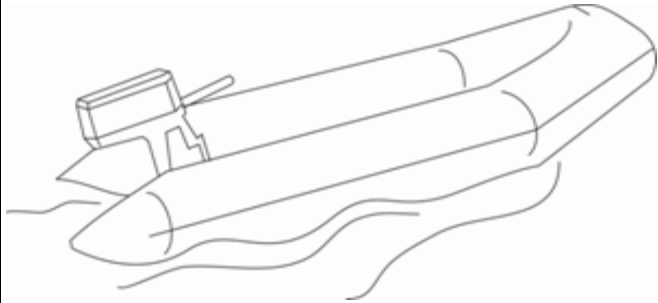
FLAT BOTTOM BOATS



Designed to accommodate inflatable boats with a rounded nose and with or without small outboard motor installed in tilt position.

16' O/B	15'6"-16'5"	96"	FB16XS	¥70,000
17' O/B	16'6"-17'5"	96"	FB17XS	¥72,000
18' O/B	17'6"-18'5"	96"	FB18XS	¥74,000
19' O/B	18'6"-19'5"	96"	FB19XS	¥77,000
20' O/B	19'6"-20'5"	96"	FB20XS	¥55,000

INFLATABLE BLUNT NOSE

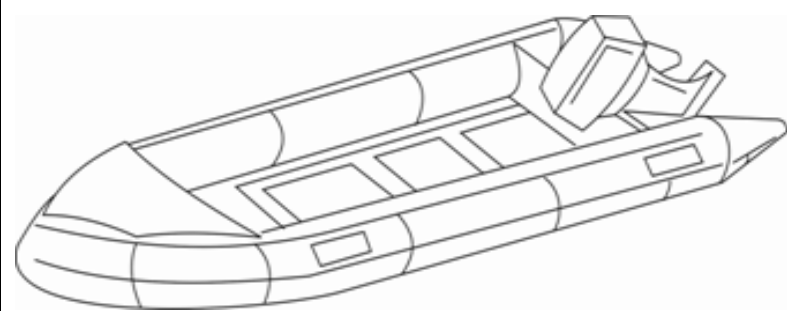


Designed to accommodate standard v-shaped bow inflatable boats with a tapered or pointed nose and with or without small outboard motor

NON-TRAILERABLE

8' O/B	7'6"-8'5"	60"	IFS80S	¥26,000
9' O/B	8'6"-9'5"	60"	IFS90S	¥29,000
10' O/B	9'6"-10'5"	66"	IFS100S	¥31,000
11' O/B	10'6"-11'5"	68"	IFS110S	¥35,000
12' O/B	11'6"-12'5"	74"	IFS120S	¥36,000
13' O/B	12'6"-13'5"	74"	IFS130S	¥36,000
14' O/B	13'6"-14'5"	76"	IFS140S	¥39,000
15' O/B	14'6"-15'5"	76"	IFS150S	¥42,000
16' O/B	15'6"-16'5"	76"	IFS160S	¥45,000
17' O/B	16'6"-17'5"	80"	IFS170S	¥47,000
18' O/B	17'6"-18'5"	80"	IFS180S	¥38,000

INFLATABLE SPORT BOAT



Designed to fit inflatable style boats with rounded transoms with or without small outboard motors in tilt position.

NON-TRAILERABLE

8' O/B	7'6"-8'5"	60"	IFS8S	¥27,000
9' O/B	8'6"-9'5"	60"	IFS9S	¥34,000
10' O/B	9'6"-10'5"	66"	IFS10S	¥33,000
11' O/B	10'6"-11'5"	68"	IFS11S	¥35,000
12' O/B	11'6"-12'5"	68"	IFS12S	¥36,000
13' O/B	12'6"-13'5"	68"	IFS13S	¥38,000
14' O/B	13'6"-14'5"	68"	IFS14S	¥41,000
15' O/B	14'6"-15'5"	76"	IFS15S	¥43,000
16' O/B	15'6"-16'5"	76"	IFS16S	¥46,000
17' O/B	16'6"-17'5"	80"	IFS17S	¥47,000

JET SPORT BOAT




14'	13'6"-14'5"	84"	J14XS	¥40,000
15'	14'6"-15'5"	84"	J15XS	¥43,000
16'	15'6"-16'5"	86"	J16XS	¥47,000
17'	16'6"-17'5"	86"	J17XS	¥50,000
18'	17'6"-18'5"	94"	J18XS	¥51,000

Designed to accommodate the popular 13' to 23' jet style boats.

19'	18'6"-19'5"	94"	J19XS	¥55,000
20'	19'6"-20'5"	96"	J20XS	¥44,000

LOW PROFILE SKI BOAT

Designed to accommodate low profile sport boats. Covers will accommodate boats with or without windshields or windscreens, as well as with or without bow rails. I/O version fits boats with I/O stern drives, jets, or bracket mounted outboards. O/B version has single attached outboard motor hood attached to the cover.



OUTBOARD - NO HOOD

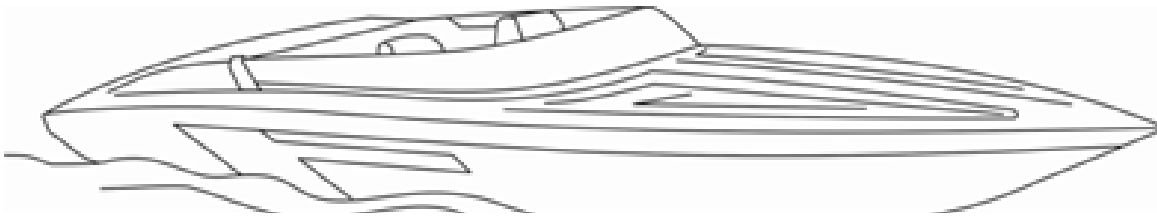
15' O/B	14'6"-15'5"	80"	S715XS	¥37,000
16' O/B	15'6"-16'5"	84"	S716XS	¥39,000
17' O/B	16'6"-17'5"	86"	S717XS	¥41,000
18' O/B	17'6"-18'5"	90"	S718XS	¥43,000
19' O/B	18'6"-19'5"	94"	S719XS	¥47,000
20' O/B	19'6"-20'5"	96"	S720XS	¥50,000
21' O/B	20'6"-21'5"	96"	S721XS	¥52,000
22' O/B	21'6"-22'5"	96"	S722XS	¥54,000

INBOARD/OUTBOARD

15' I/O	14'6"-15'5"	80"	S815XS	¥37,000
16' I/O	15'6"-16'5"	84"	S816XS	¥39,000
17' I/O	16'6"-17'5"	86"	S817XS	¥41,000
18' I/O	17'6"-18'5"	90"	S818XS	¥43,000
19' I/O	18'6"-19'5"	94"	S819XS	¥47,000
20' I/O	19'6"-20'5"	96"	S820XS	¥50,000
21' I/O	20'6"-21'5"	96"	S821XS	¥52,000
22' I/O	21'6"-22'5"	96"	S822XS	¥55,000

OFFSHORE DAY CRUISER

Designed to accommodate low profile offshore and day cruiser style sport boats. Covers will accommodate boats with or without windshields. Available for 96" or 102" wide models. Fits boats with I/O stern drives, jets, or bracket mounted outboards.



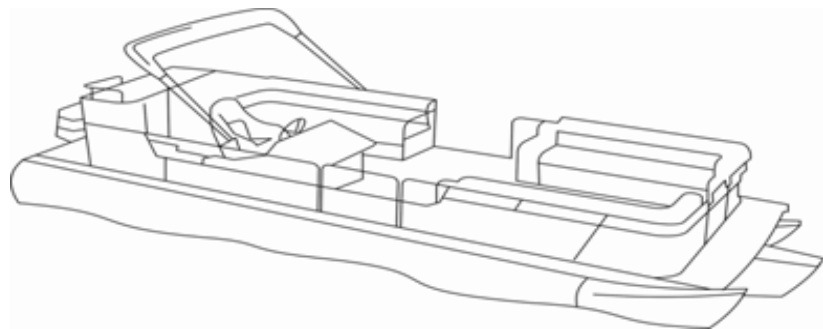
INBOARD/OUTBOARD

19' I/O	18'6"-19'5"	96"	C1019XS	¥54,000
20' I/O	19'6"-20'5"	96"	C1020XS	¥57,000
21' I/O	20'6"-21'5"	96"	C1021XS	¥58,000
22' I/O	21'6"-22'5"	96"	C1022XS	¥61,000
23' I/O	22'6"-23'5"	96"	C1023XS	¥63,000
24' I/O	23'6"-24'5"	96"	C1024XS	¥65,000
24' I/O	23'6"-24'5"	102"	C1024EXS	¥66,000
25' I/O	24'6"-25'5"	96"	C1025XS	¥68,000
25' I/O	24'6"-25'5"	102"	C1025EXS	¥68,000
26' I/O	25'6"-26'5"	96"	C1026XS	¥70,000
26' I/O	25'6"-26'5"	102"	C1026EXS	¥70,000
27' I/O	26'6"-27'5"	96"	C1027XS	¥72,000
27' I/O	26'6"-27'5"	102"	C1027EXS	¥73,000
28' I/O	27'6"-28'5"	96"	C1028XS	¥74,000

28' I/O	27'6"-28'5"	102"	C1028EXS	¥74,000
29' I/O	28'6"-29'5"	96"	C1029XS	¥76,000
29' I/O	28'6"-29'5"	102"	C1029EXS	¥77,000
30' I/O	29'6"-30'5"	96"	C1030XS	¥80,000
30' I/O	29'6"-30'5"	102"	C1030EXS	¥80,000

PONTOON BOAT

Designed to fit pontoon boats when the bimini top or hard top is folded down. Covers will accommodate boats with or without windshields or windscreens. Accommodates outboard or I/O stern drive models.



NON-TRAILERABLE

16'	15'6"-16'5"	96"	P9616S	¥74,000
18'	17'6"-18'5"	96"	P9618S	¥82,000
20'	19'6"-20'5"	96"	P9620S	¥86,000
22'	21'6"-22'5"	102"	P9622S	¥101,000
24'	23'6"-24'5"	102"	P9624S	¥106,000
26'	25'6"-26'5"	102"	P9626S	¥109,000
26'	25'6"-26'5"	110"	P9626ES	¥113,000
28'	27'6"-28'5"	102"	P9628S	¥117,000

PRO BASS BOATS

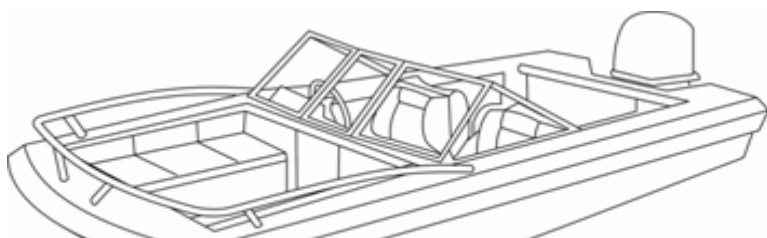
V-hull or semi-V style. Single or twin consoles. Large enough to accommodate fishing seats, trolling motors, windscreens or windshields, etc



15' O/B	14'6"-15'5"	78"	PRO15XS	¥46,000
16' O/B	15'6"-16'5"	82"	PRO16XS	¥48,000
17' O/B	16'6"-17'5"	86"	PRO17XS	¥52,000
18' O/B	17'6"-18'5"	90"	PRO18XS	¥53,000
19' O/B	18'6"-19'5"	96"	PRO19XS	¥57,000
20' O/B	19'6"-20'5"	96"	PRO20XS	¥60,000
21' O/B	20'6"-21'5"	96"	PRO21XS	¥61,000
22' O/B	21'6"-22'5"	96"	PRO22XS	¥63,000

TRI-HULL

Tri-hulls or similar style with wide bows.



OUTBOARD-NO HOOD

16' O/B	15'6"-16'5"	86"	T516XS	¥49,000
17' O/B	16'6"-17'5"	90"	T517XS	¥51,000
18' O/B	17'6"-18'5"	96"	T518XS	¥54,000
19' O/B	18'6"-19'5"	96"	T519XS	¥54,000

INBOARD/OUTBOARD

15' I/O	14'6"-15'5"	82"	T615XS	¥48,000
16' I/O	15'6"-16'5"	86"	T616XS	¥49,000
17' I/O	16'6"-17'5"	90"	T617XS	¥52,000



18' I/O	17'6"-18'5"	96"	T618XS	¥54,000
19' I/O	18'6"-19'5"	96"	T619XS	¥54,000

V-HULL CRUISER

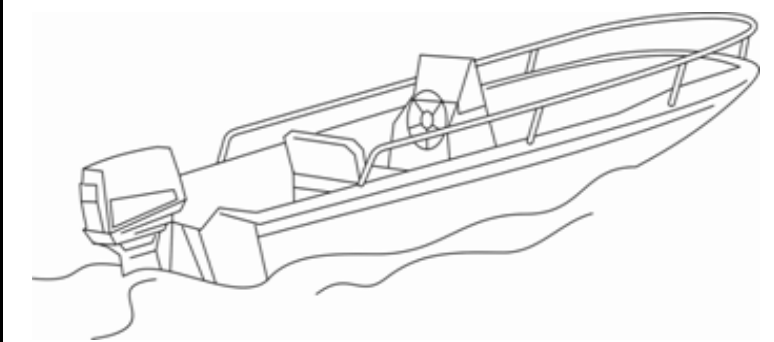
Fits high profile cabin cruisers. When ordering for boats with bow pulpits, add the length of the pulpit to centerline length. Accommodates bow rails up to 30" and squared glass windshields. Cover does not accommodate radar arches.



16' I/O	15'6"-16'5"	84"	V216CCXS	¥56,000
17' I/O	16'6"-17'5"	90"	V217CCXS	¥60,000
18' I/O	17'6"-18'5"	102"	V218CCXS	¥65,000
19' I/O	18'6"-19'5"	102"	V219CCXS	¥69,000
20' I/O	19'6"-20'5"	102"	V220CCXS	¥71,000
21' I/O	20'6"-21'5"	102"	V221CCXS	¥73,000
22' I/O	21'6"-22'5"	102"	V222CCXS	¥74,000
23' I/O	22'6"-23'5"	102"	V223CCXS	¥79,000
24' I/O	23'6"-24'5"	102"	V224CCXS	¥89,000
25' I/O	24'6"-25'5"	102"	V225CCXS	¥92,000
26' I/O	25'6"-26'5"	102"	V226CCXS	¥94,000

WHALER

Designed to accommodate smaller center consoles, side consoles, or "tender" style boats. Accommodates bow rails up to 18".



OUTBOARD

11' O/B	10'6"-11'5"	66"	W9711XS	¥34,000
12' O/B	11'6"-12'5"	70"	W9712XS	¥35,000
13' O/B	12'6"-13'5"	72"	W9713XS	¥38,000
14' O/B	13'6"-14'5"	72"	W9714XS	¥42,000
15' O/B	14'6"-15'5"	74"	W9715XS	¥44,000
16' O/B	15'6"-16'5"	82"	W9716XS	¥49,000
17' O/B	16'6"-17'5"	82"	W9717XS	¥52,000
18' O/B	17'6"-18'5"	88"	W9718XS	¥53,000
19' O/B	18'6"-19'5"	92"	W9719XS	¥56,000
20' O/B	19'6"-20'5"	96"	W9720XS	¥61,000